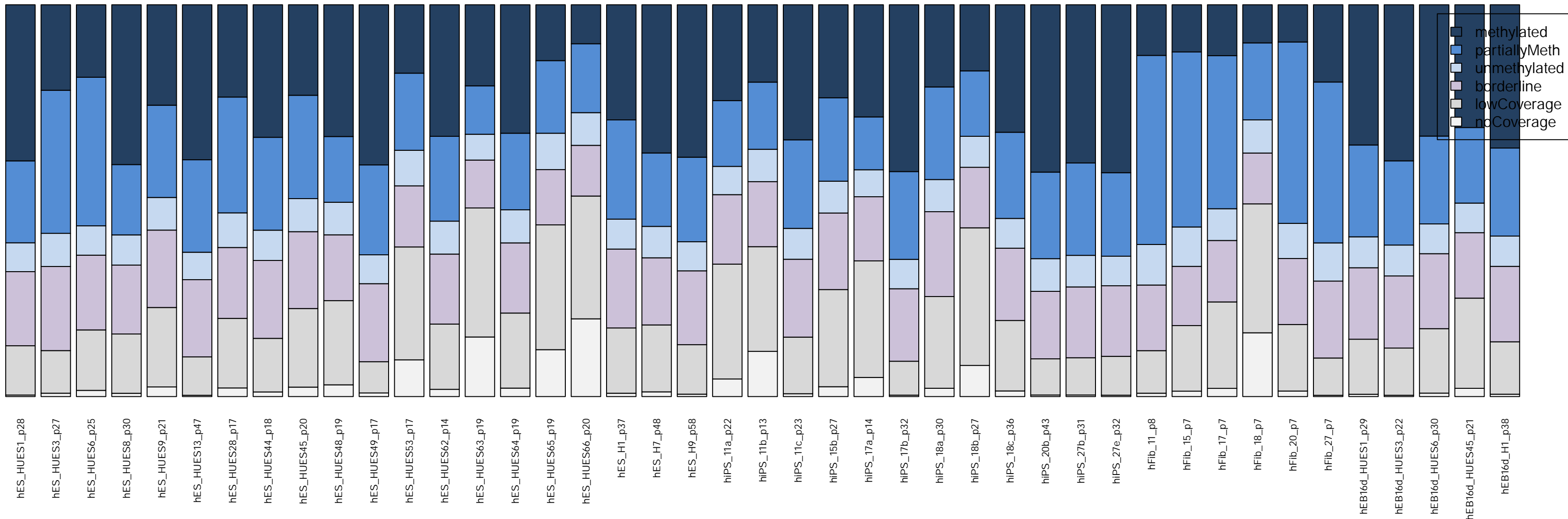


Broad RRBS classifications for region: Open_Chromatin (#regions: 65995)

Number of regions (Open_Chromatin)

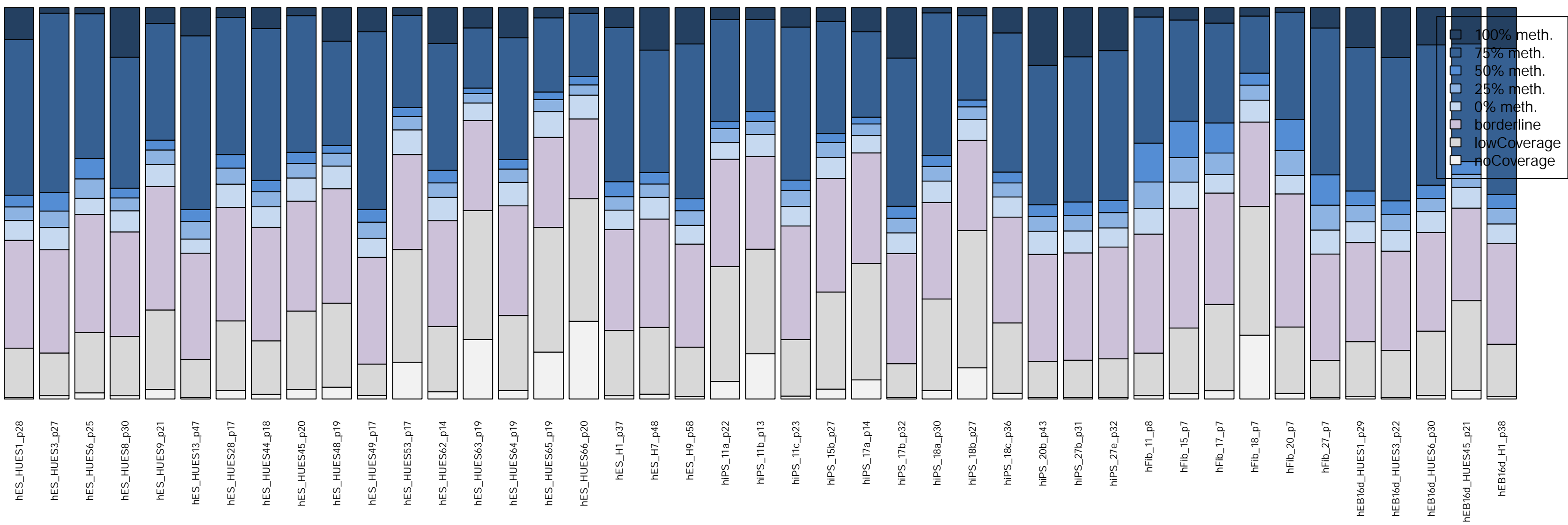
0 10000 20000 30000 40000 50000 60000



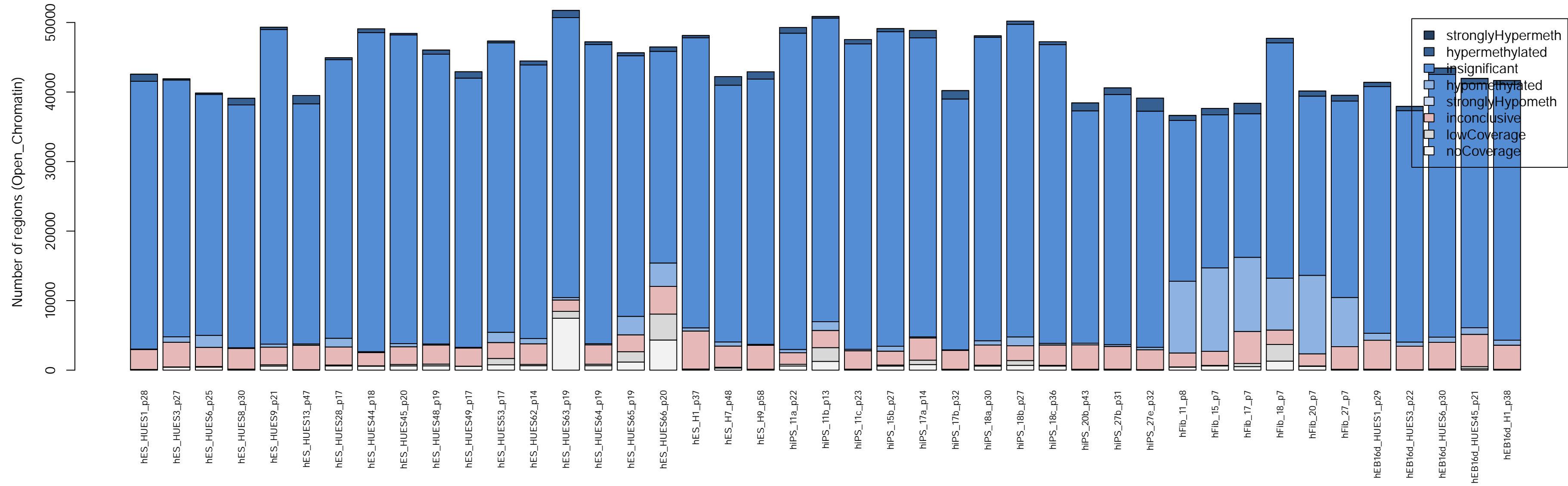
Detailed RRBS classifications for region: Open_Chromatin (#regions: 65995)

Number of regions (Open_Chromatin)

0 10000 20000 30000 40000 50000 60000



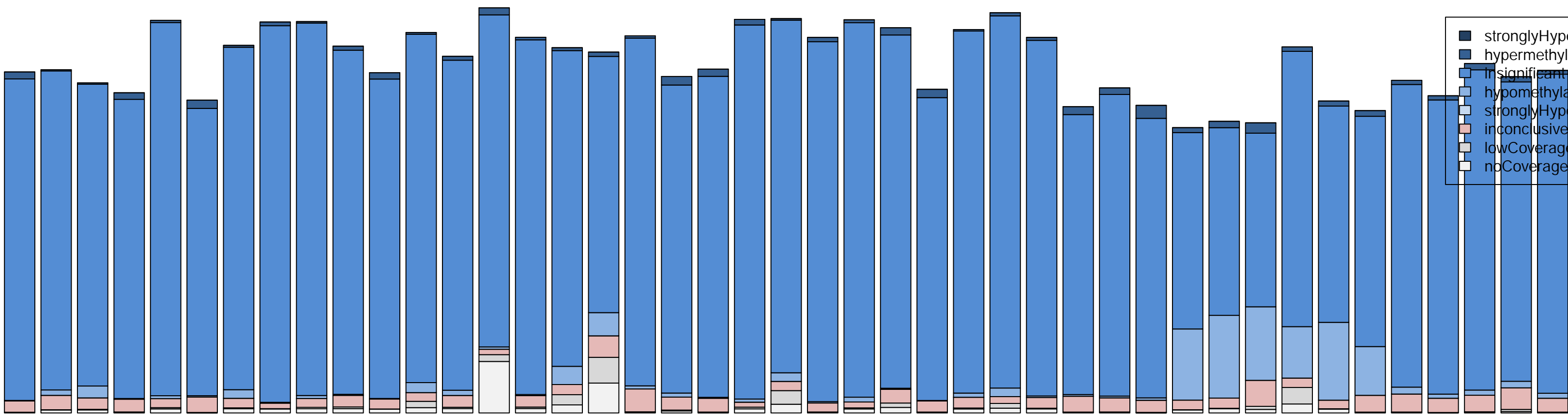
P-value based RRBS differences vs. all other regions for: Open_Chromatin (#regions: 65995)



Q-value based RRBS differences vs. all other regions for: Open_Chromatin (#regions: 65995)

Number of regions (Open_Chromatin)

0
10000
20000
30000
40000
50000



- stronglyHypermeth
- hypermethylated
- insignificant
- hypomethylated
- stronglyHypometh
- inconclusive
- lowCoverage
- noCoverage

hES_HUES1_p28
hES_HUES3_p27
hES_HUES6_p25
hES_HUES8_p30
hES_HUES9_p21
hES_HUES13_p47
hES_HUES28_p17
hES_HUES44_p18
hES_HUES45_p20
hES_HUES48_p19
hES_HUES49_p17
hES_HUES53_p17
hES_HUES62_p14
hES_HUES63_p19
hES_HUES64_p19
hES_HUES65_p19
hES_HUES66_p20
hES_H1_p37
hES_H7_p48
hES_H9_p58
hiPS_11a_p22
hiPS_11b_p13
hiPS_11c_p23
hiPS_15b_p27
hiPS_17a_p14
hiPS_17b_p32
hiPS_18a_p30
hiPS_18b_p27
hiPS_18c_p36
hiPS_20b_p43
hiPS_27b_p31
hiPS_27e_p32
hFib_11_p8
hFib_15_p7
hFib_17_p7
hFib_18_p7
hFib_20_p7
hFib_27_p7
hEB16d_HUES1_p29
hEB16d_HUES3_p22
hEB16d_HUES6_p30
hEB16d_HUES45_p21
hEB16d_H1_p38